


EYFS Weekly Learning Update

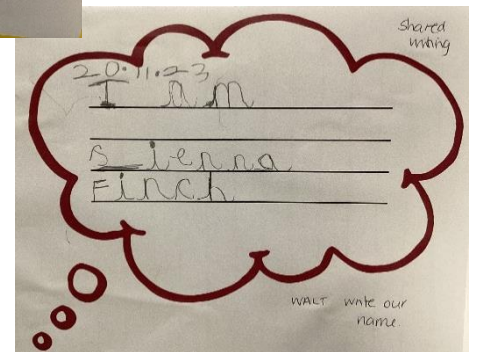



Week Beginning 20.11.23

On Monday we started to rehearse for our Christmas Performance, we can't wait for you to come and see it. It's beginning to get very festive in EYFS!




Christmas Performances
Thursday 14th December 9.20am
Friday 15th December 2.00pm

The children arrived in class on Monday to find that a little bird had landed in the classroom! His name is Henry Finch. This is our new story for literacy over the next couple of weeks. We created our own flock of Finches using finger prints and pen, just like the ones in the illustrations in the book.



In maths we have been continuing to explore different ways to make 5 using a 5 frame, recapping how 5 is the whole and it can be made using different parts, e.g. 3 is a **part**, 2 is a **part** and the **whole** is 5. We have practised counting on and back from 10 and singing songs involving counting forwards and backwards.




How can we make
5?
3 is a part and 2 is
a part. 5 is the
whole.

EYFS Weekly Learning Update

Week Beginning 20.11.23

This week in music we have been continuing to find the pulse of the music. We do this by clapping, tapping and marching in time to it. We did this through the song Ring a ring a roses and experimented with pitch, using high and low voices. Our piece of music this week has been 'Don't Go Breaking My Heart' by Elton John, we all enjoyed dancing and putting our own moves to it!

In the creative area we started to paint Diva Lamps we made last week. We noticed how the clay has changed now it is dry, from soft and squishy, to hard and solid. We followed our designs so we knew what colour paint and glitter we needed.



We have also made some salt dough decorations for our school hall. We talked about how the dough was soft and mouldable like the clay and predicted how we thought it might change as it dried out. Look out for them when you come in for the concert.

Our new phonemes are f ff l ll ss and we have been learning HFW's: **he**, **she**, **me**, **we**, **be**, **of**.

At home this week you could carry on learning by:

Practicing using the phonemes s a t p i n m d g o c k ck e u r h b j w x y, f, ff, l, ll and s. You can make words using these phonemes and practice blending to read them and segmenting to spell them e.g. fox, leg, yum and huff.

Read the Monster Phonic Book that has been sent home to practice blending at least three times. Please record each read in your child's the yellow reading record book.

On the computer search Topmarks interactive maths games for EYFS and select a counting and matching game like Underwater Counting, Teddy Numbers or Ladybird Spots.

